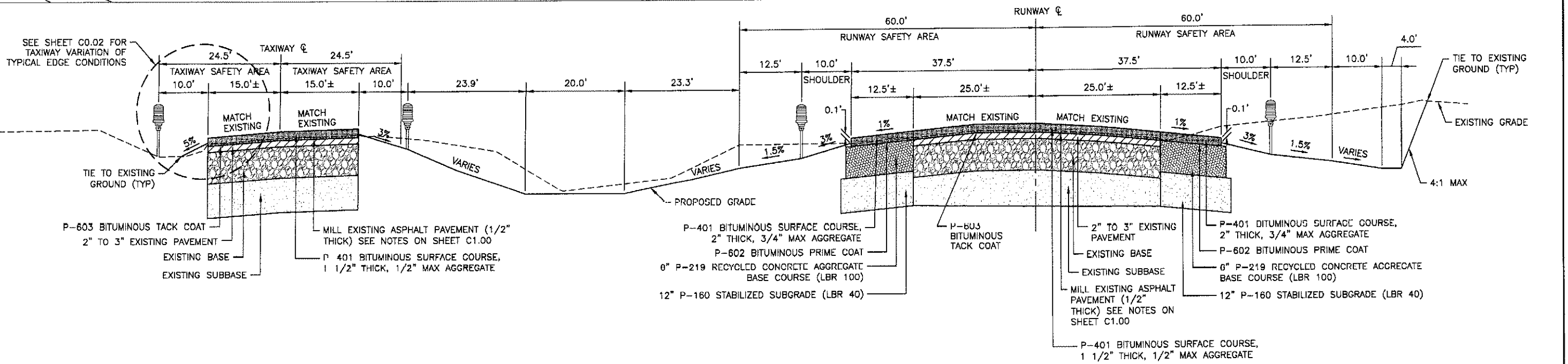
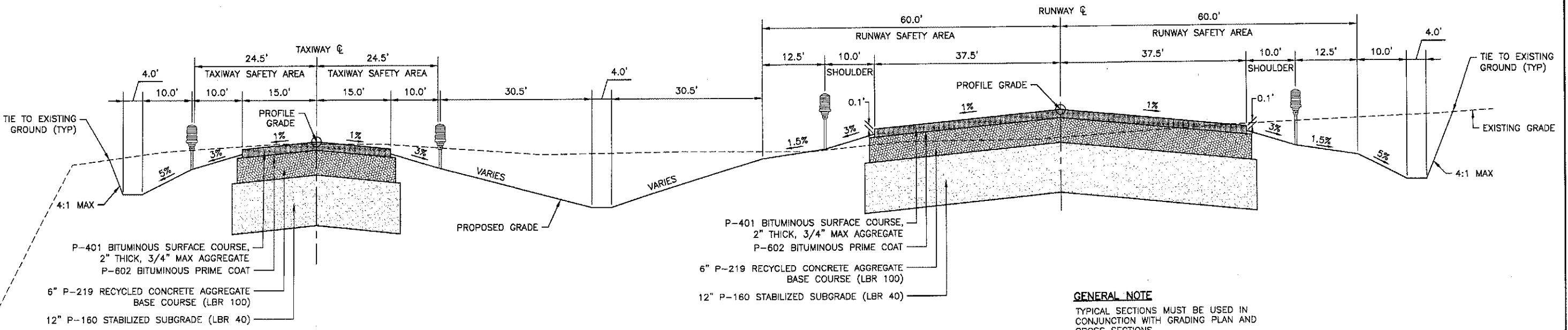


SEE SHEET C0.02 FOR TAXIWAY VARIATION OF TYPICAL EDGE CONDITIONS



**TYPICAL SECTION "B-B"**  
N.T.S.



**TYPICAL SECTION "A-A"**  
N.T.S.

**GENERAL NOTE**  
TYPICAL SECTIONS MUST BE USED IN CONJUNCTION WITH GRADING PLAN AND CROSS SECTIONS.

FILE NAME: I:\Clearwater Airpark\12010590 RW EXT ONLY\Project Drawings\CO-01-C-03-TYP SEC-PMAT DETAILS.dwg LAYOUT NAME: CO-01 PLOTTED: Thursday, October 04, 2012 3:59pm USER: bily.gomez

RECORD DRAWINGS	
SURVEYED BY:	DRAWN BY:
REVIEWED BY:	DATE:
PROJECT ENGINEER:	DATE:
APPROVED BY:	DATE:
CITY ENGINEER MICHAEL D. QUELLEN, P.E. # 33721	DATE:

**CITY OF CLEARWATER, FLORIDA**  
ENGINEERING DEPARTMENT  
100 S. Myrtle Ave.  
Clearwater, FL 33756

**CALL 811**  
SUNSHINE STATE ONE CALL OF FLORIDA  
www.callsunshine.com  
(800) 432-4770  
800 HOURS BEFORE YOU DIG

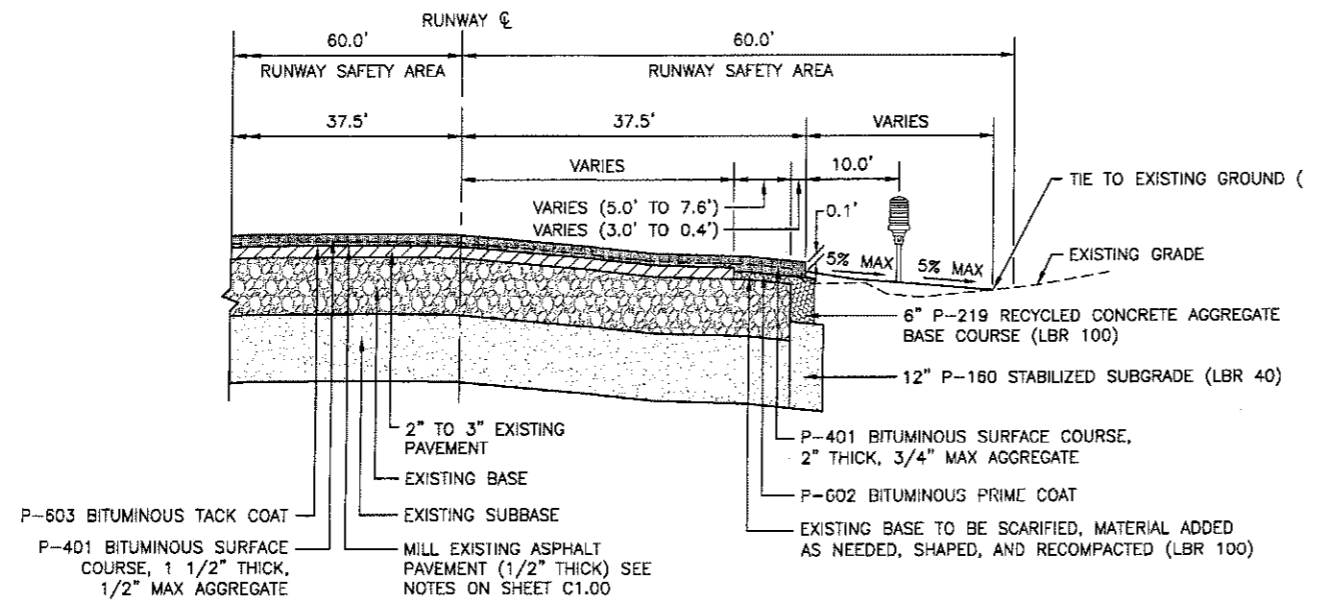
EDGAR J. FIGUEROA  
10/8/12

**URS**  
URS Corporation  
7650 W. Courtney Campbell Causeway  
Tampa, FL 33607-1462  
FL C/A NO. 000002

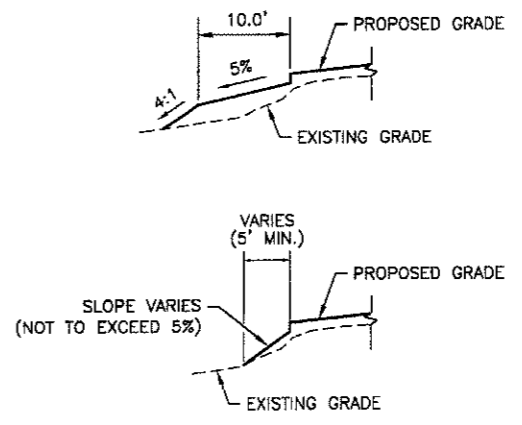
**CLEARWATER AIRPARK**  
RUNWAY 16-34 & PARALLEL TAXIWAY REHABILITATION & EXTENSION  
MASTER TYPICAL SECTION PLAN & TYPICAL SECTIONS

DWG NAME:	FIELD BOOK:	DRAWN BY:	SCALE:
CONTRACT NO.:	DATE DRAWN:	CITY OF CLEARWATER	VERT. AS NOTED
JOB NO.:	DESIGNED BY:	KLL	HORIZ. AS NOTED
120006-AP	EJF	CHECKED BY:	SHEET NO. C0.01
APPROVED FOR CONSTRUCTION:	CITY ENGINEER MICHAEL D. QUELLEN, P.E. # 33721	DATE:	

FILE NAME: I:\Clearwater\_Airpark\2010590 RW EXT 01\A\Project Drawings\01-C-0-03-TYP SEC-P\MT DETAILS.dwg LAYOUT NAME: CO-02 PLOTTED: Thursday, October 04, 2012 3:59pm USER: sly\_gomez

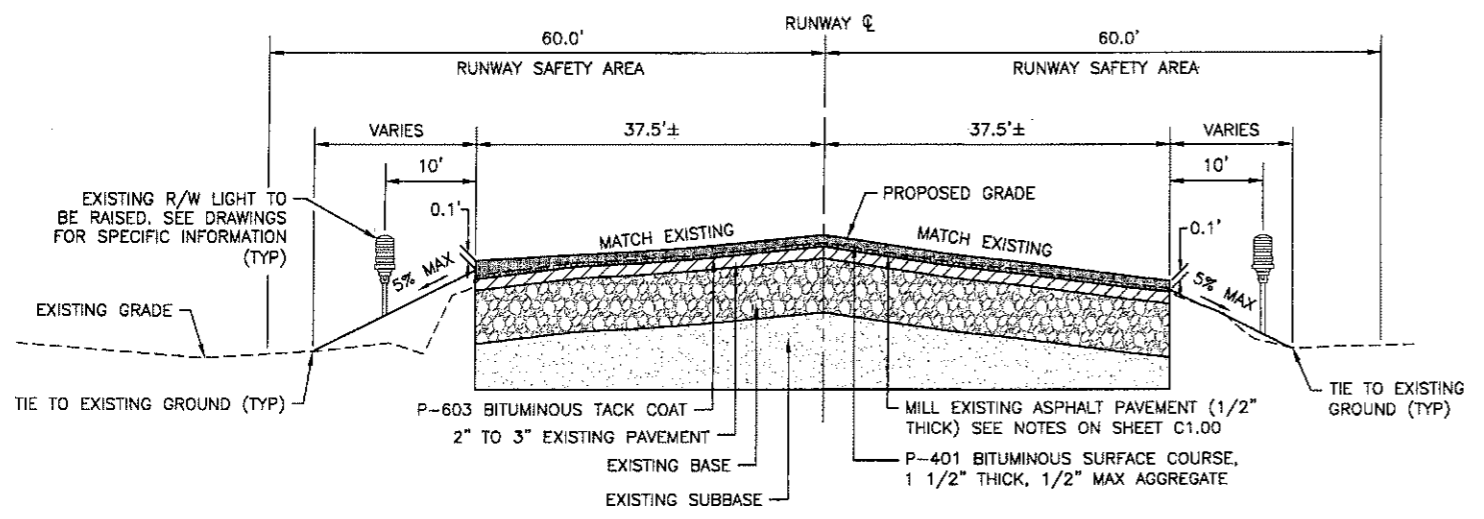


**TYPICAL SECTION "C-C"**  
N.T.S.

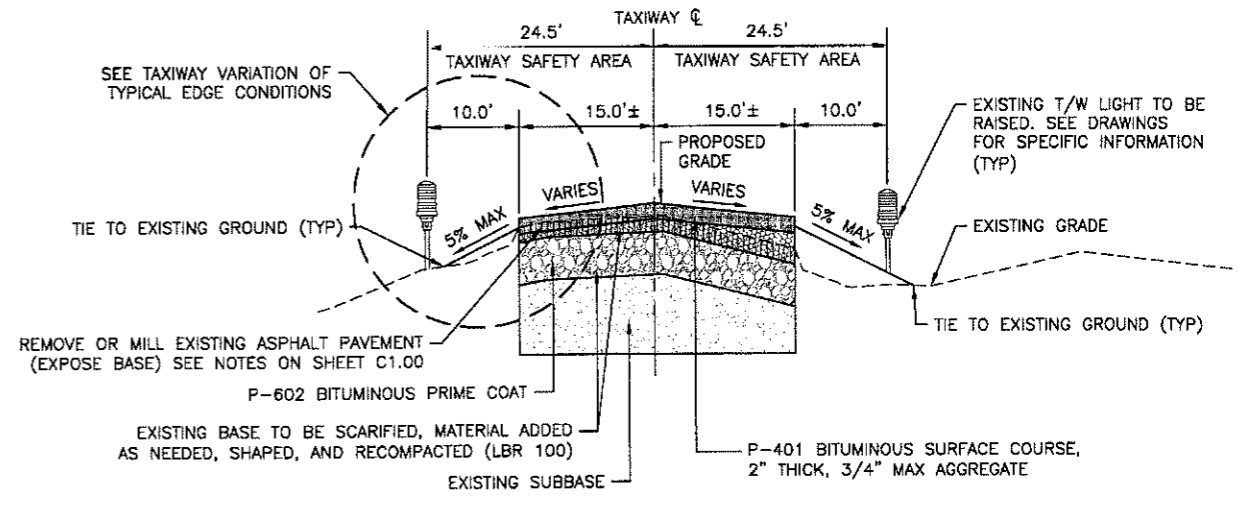


**TAXIWAY VARIATION OF TYPICAL EDGE CONDITIONS**  
N.T.S.

**NOTE**  
SEE GRADING PLAN AND CROSS SECTIONS FOR APPLICATION OF SPECIFIC LOCATION EDGE CONDITION.



**TYPICAL SECTION "D-D"**  
N.T.S.



**TYPICAL SECTION "E-E"**  
N.T.S.

**GENERAL NOTE**  
TYPICAL SECTIONS MUST BE USED IN CONJUNCTION WITH GRADING PLAN AND CROSS SECTIONS.

RECORD DRAWINGS	
SURVEYED BY:	DRAWN BY:
REVIEWED BY:	DATE:
PROJECT ENGINEER:	DATE:
APPROVED BY:	DATE:
CITY ENGINEER MICHAEL D. OULLEN, P.E. # 33721	DATE:

REVISION	BY	DATE



**CITY OF CLEARWATER, FLORIDA**  
ENGINEERING DEPARTMENT  
100 S. Myrtle Ave.  
Clearwater, FL 33756



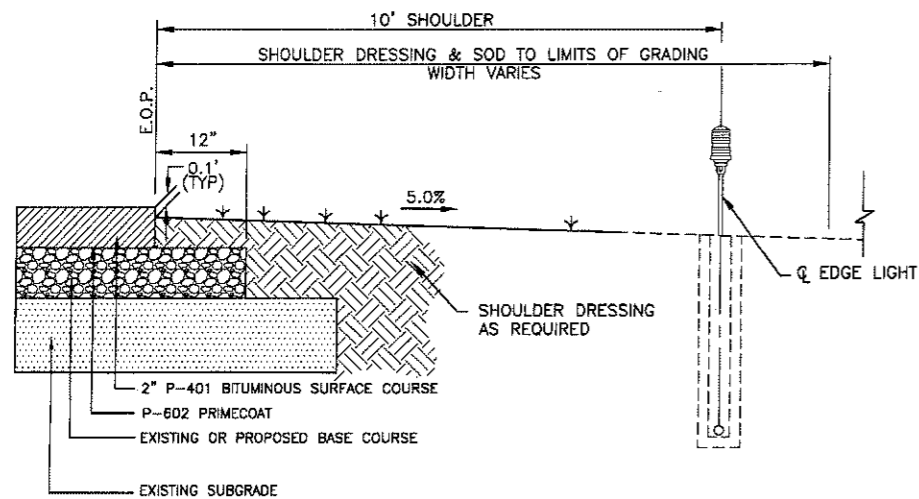
EDGAR J. FIGUEROA  
11/8/2012  
FL P.E. NO 53463

**URS**  
URS Corporation  
7650 W. Courtney Campbell Causeway  
Tampa, FL 33607-1462  
FL C/A NO. 000002

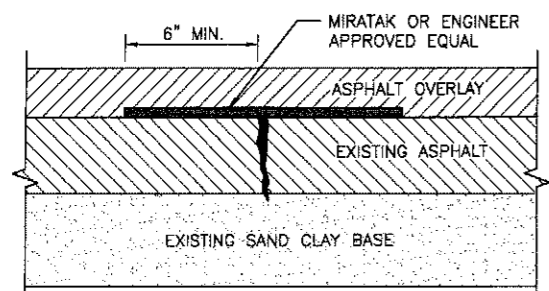
**CLEARWATER AIRPARK**  
RUNWAY 16-34 & PARALLEL TAXIWAY REHABILITATION & EXTENSION  
**TYPICAL SECTIONS**

CONTRACT NO.	DATE DRAWN	DRAWN BY	SCALE
120008-AP	JULY 2012	KLL	VERT. AS NOTED
DESIGNED BY: E.J.F.	CHECKED BY: E.J.F.	SHEET NO.:	HORIZ. AS NOTED
APPROVED FOR CONSTRUCTION			C0.02

FILE NAME: I:\Clearwater\_Airport\12010990\_RW\_EXT\_OVL\Project Drawings\CO-01-C-0-03-TYP\_SEC-PVMT\_DETAILS.dwg LAYOUT NAME: CO-03 PLOTTED: Thursday, October 04, 2012 3:59pm USER: bjk\_gpmg



**TYPICAL PAVEMENT EDGE DETAIL**  
N.T.S.



**CRACK PREPARATION AND SEALING FOR ASPHALT OVERLAY AND SEAL COAT**  
N.T.S.

**NOTES:**

- ALL JOINTS AND CRACKS WITH AN OPENING OF 1/4" OR GREATER SHALL BE CLEANED AND BLOWN OUT AS SPECIFIED, FILLED WITH AN APPROVED JOINT SEALANT, AND OVERLAID WITH A SELF-ADHESIVE ASPHALT MEMBRANE FABRIC (MEETING THE REQUIREMENTS OF MIRAFI MIRATAC, OR ENGINEER APPROVED EQUAL) 20" MINIMUM WIDTH. PRIOR TO COMMENCEMENT OF CRACK REPAIR OPERATIONS, THE CONTRACTOR, ENGINEER, AND/OR RESIDENT PROJECT REPRESENTATIVE SHALL DETERMINE APPROPRIATE REPAIR METHODS AT EACH LOCATION BASED ON THE ABOVE CRITERIA. PAYMENT SHALL BE MADE PER ITEM P-101-4.3, ASPHALT CRACK REPAIR, INCLUDING CLEANING, ROUTING, SEALING AND MIRAFI MIRATAC, OR APPROVED EQUAL. MIRAFI MIRATAC TO BE APPLIED PER MANUFACTURER'S RECOMMENDATIONS.
- ALL CRACKS AND JOINTS HAVING AN OPENING WIDTH OF LESS THAN 1/4" SHALL BE CLEANED AND BLOWN OUT AS SPECIFIED, AND FILLED WITH AN APPROVED JOINT SEALANT. PAYMENT SHALL BE MADE PER ITEM P-101-4.2, ASPHALT CRACK REPAIR, INCLUDING CLEANING, ROUTING, AND SEALING, OR APPROVED EQUAL.
- THE CONTRACTOR SHALL REMOVE ALL VEGETATION VISIBLY PROTRUDING FROM AREAS TO BE OVERLAID. ANY PROTRUDING VEGETATION SHALL BE TREATED WITH A HERBICIDE PRIOR TO CONSTRUCTION AS SPECIFIED.
- CONTRACTOR SHALL SCHEDULE SUFFICIENT TIME AFTER APPLICATION OF HERBICIDE TO PROVIDE AT LEAST THE MINIMUM TIME SPECIFIED BY HERBICIDE MANUFACTURER TO KILL ANY VEGETATION. HE SHALL THEN REMOVE DEAD VEGETATION, THOROUGHLY CLEAN OUT CRACKS, AND PROVIDE A THOROUGH SWEEPING OF THE PAVEMENT SURFACES TO BE REPAIRED PRIOR TO PROCEEDING WITH CRACK REPAIRS, APPLICATION OF SEALANT, TACK COAT, OR SELF ADHESIVE ASPHALT MEMBRANE.
- AFTER APPLICATION OF THE ASPHALT MEMBRANE, THEN THE CONTRACTOR SHALL ROLL THE FABRIC WITH A RUBBER TIRE ROLLER SUFFICIENTLY TO ENSURE THAT THERE IS NO MOVEMENT IN THE FABRIC. THE FABRIC SHALL NOT BE MOVING WHEN THE OVERLAY IS PLACED.
- CONTRACTOR SHALL AVOID DOUBLING UP ON SELF ADHESIVE ASPHALT MEMBRANE EXCEPT AS SPECIFICALLY DIRECTED IN MANUFACTURERS INSTRUCTIONS FOR APPLICATION.

**FDOT BITUMINOUS SURFACE COURSE:**

THE JOB MIX FORMULA SHALL BE PREPARED BY THE CONTRACTOR IN ACCORDANCE WITH THE SPECIFICATIONS. P-603 BITUMINOUS TACK COAT FOR THE OVERLAY LIFT IS REQUIRED.

**P-101-5.1: ASPHALT PAVEMENT MILLING:**

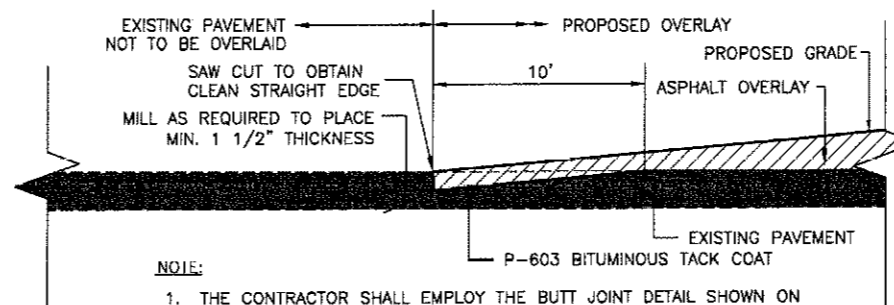
BITUMINOUS COLD MILLING WILL BE PAID FOR AT PLAN QUANTITY. SHOULD THE CONTRACTOR WISH TO MILL AT DIFFERENT DIMENSIONS AND ANGLES TO FACILITATE CONSTRUCTION, IT SHALL BE AT HIS OWN EXPENSE AND APPROVED BY THE ENGINEER. ANY CHANGES TO ASPHALT QUANTITIES DUE TO THESE CHANGES WILL ALSO BE AT CONTRACTOR'S OWN EXPENSE. SEE DEMOLITION NOTES ON SHEET C1.00

**ASPHALT OVERLAY NOTES:**

- TO OBTAIN PROPER PAVEMENT WIDTHS AND TRANSITIONS, TYPICAL SECTIONS MUST BE USED IN CONJUNCTION WITH THE PLAN SHEETS.
- FINAL GRADING SHALL LEAVE A 0.10' DROP BETWEEN EDGE OF ALL PAVED SURFACES AND TOP OF SOD.

**GENERAL CONSTRUCTION NOTES**

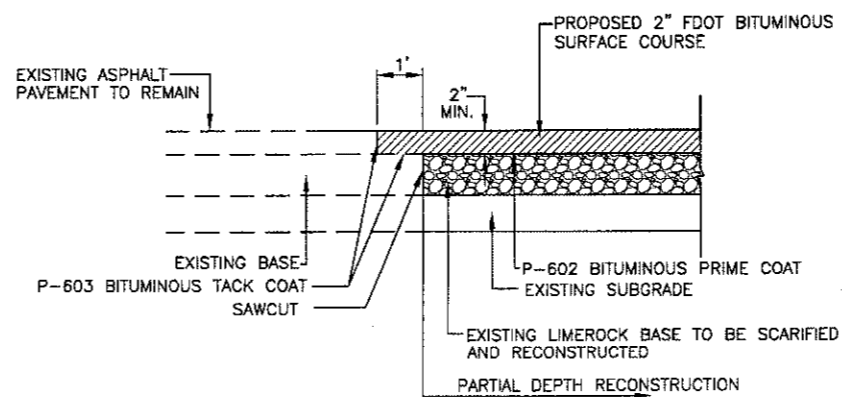
- THE OVERLAY SHALL BE PAVED TO FINISHED GRADE CONTOURS ON THE GRADING PLANS. NO PONDING WILL BE ACCEPTABLE.
- THE LIMITS OF MILLING AS SHOWN ON THE PLAN HAS BEEN DETERMINED FROM SURVEY DATA. PROPOSED FINISHED GRADES ADJUSTMENTS IN THE FIELD DUE TO EXISTING CONDITIONS MAY BE REQUIRED. ALL MILLING ASSOCIATED WITH THE PROJECT SHOULD BE INCLUDED UNDER ITEM P-101-5.1.
- SOD SHALL BE PLACED ON ALL DISTURBED AREAS OF RUNWAY AND TAXIWAY SHOULDER (LIMITS OF GRADING) AND PAYMENT BE INCLUDED UNDER T-904.
- ANY AREA DISTURBED OUTSIDE THE LIMITS OF CONSTRUCTION SHALL BE SODDED OR REPAIRED AS DIRECTED BY THE ENGINEER AT NO COST TO THE OWNER.
- SHOULDER DRESSING AND SOD WILL BE PLACED IN ALL DISTURBED AREAS OF RUNWAY AND TAXIWAY SHOULDER AS SHOWN ON THE TYPICAL SECTION IN ORDER TO RETURN TO EXISTING GRADE.



**NOTE:**

- THE CONTRACTOR SHALL EMPLOY THE BUTT JOINT DETAIL SHOWN ON THIS DRAWING TO THE NEW ASPHALT OVERLAY. THE MILLING SHOULD BE TO A DEPTH SO AS TO ENSURE A MIN. 2" DEPTH AT THE BUTT JOINT. THE COST ASSOCIATED WITH THIS DETAIL SHALL BE PAID FOR PER ITEM P-101-5.1 MILL EXISTING ASPHALT PAVEMENT (1/2" TO 2" THICK).

**BUTT JOINT DETAIL**  
N.T.S.



**TYPICAL PAVEMENT CONNECTION DETAIL**  
N.T.S.

RECORD DRAWINGS		DATE	BY	DATE
SURVEYED BY:	DRAWN BY:			
REVIEWED BY:	PROJECT ENGINEER:			
APPROVED BY:	CITY ENGINEER:			



**CITY OF CLEARWATER, FLORIDA**  
ENGINEERING DEPARTMENT  
100 S. Myrtle Ave.  
Clearwater, FL 33758



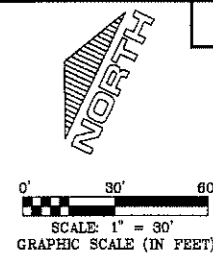
EDGAR J. FIGUEROA  
FL P.E. NO 53463

**URS**  
URS Corporation  
7650 W. Courtney Campbell Causeway  
Tampa, FL 33607-1462  
FL C/A NO. 000002

**CLEARWATER AIRPARK**  
RUNWAY 16-34 & PARALLEL TAXIWAY REHABILITATION & EXTENSION  
**PAVEMENT DETAILS**

JOB NO.	DATE DRAWN	DESIGNED BY	CHECKED BY	SCALE
120006-AP	JULY 2012	EJF	EJF	AS NOTED

APPROVED FOR CONSTRUCTION: CITY ENGINEER MICHAEL D. QUILLEN, P.E. # 33721



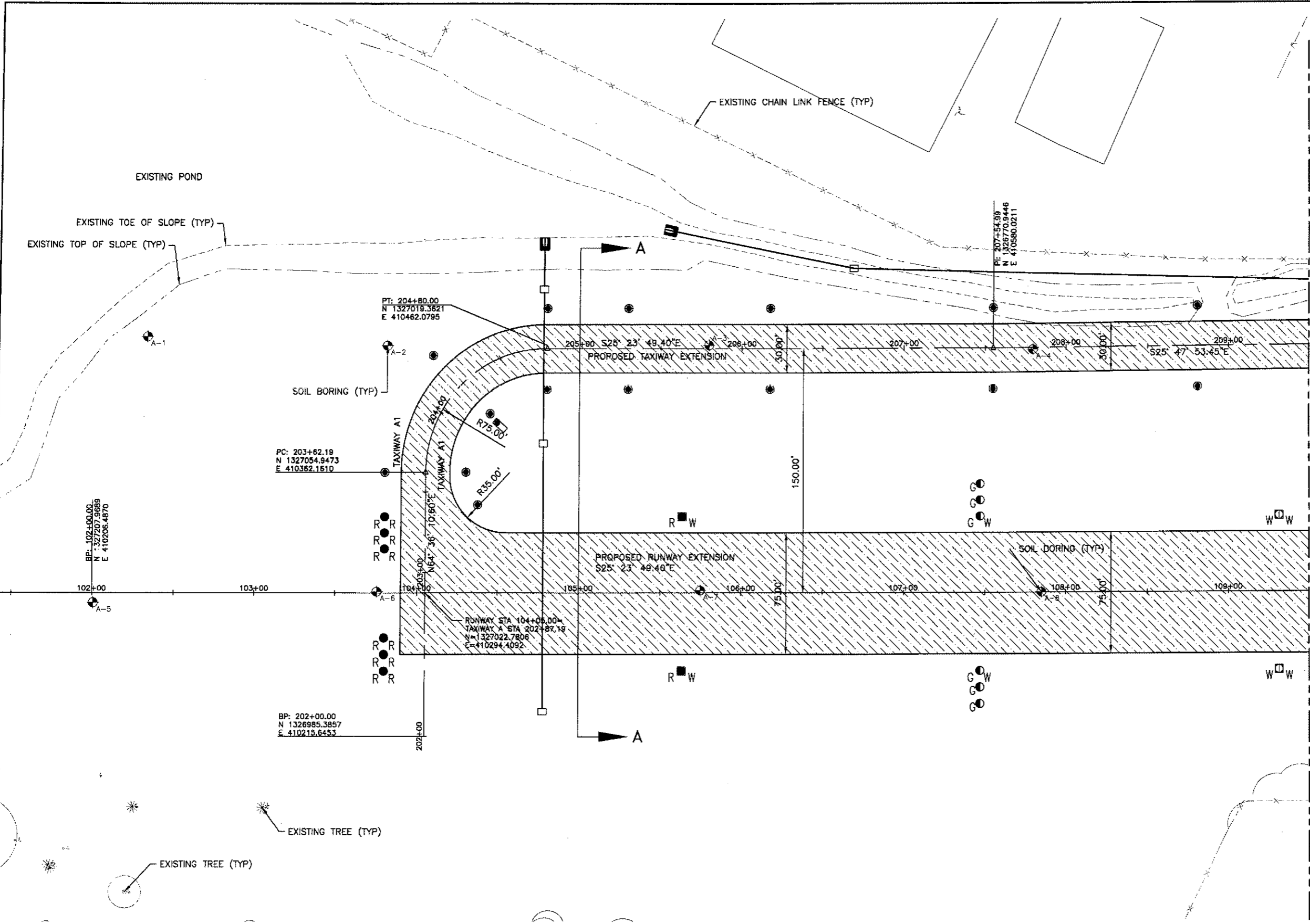
**NOTES**

1. SEE SHEETS C0.01 AND C0.02 FOR TYPICAL SECTIONS.
2. SEE SHEET C6.00 FOR PROPOSED LIGHT LEGEND.

**LEGEND**

- EXISTING ASPHALT PAVEMENT TO BE MILLED 1/2" AND OVERLAID A NOMINAL 1 1/2"
- EXISTING ASPHALT PAVEMENT TO BE RECONSTRUCTED (PARTIAL DEPTH)
- EXISTING ASPHALT PAVEMENT TO BE OVERMILLED (VARIABLE DEPTH) AND/OR LEVELING COURSE APPLIED
- PROPOSED ASPHALT PAVEMENT
- CONTRACTOR TO EMPLOY BUTT JOINT DETAIL AT NOTED LOCATIONS

MATCH LINE, SEE SHEET C2.02



FILE NAME: I:\Clearwater Airpark\12010580 RW EXT DWG\Project Drawings\C2-01-C-2-D6-GEOMETRY.dwg LAYOUT NAME: C2-01 PLOTTED: Thursday, October 04, 2012 4:01pm USER: bilj\_gomez

RECORD DRAWINGS	
SURVEYED BY:	DRAWN BY:
REVIEWED BY:	
PROJECT ENGINEER:	DATE:
APPROVED BY:	DATE:
CITY ENGINEER MICHAEL D. QUILLON, P.E. # 33721	



**CITY OF CLEARWATER, FLORIDA**  
**ENGINEERING DEPARTMENT**  
 100 S. Myrtle Ave.  
 Clearwater, FL 33756

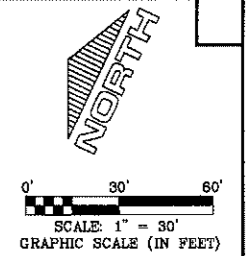
**CALL 811**  
 SUNSHINE STATE  
 ONE CALL  
 OF FLORIDA  
 www.call811.com  
 (800) 432-4770  
 24 HOURS  
 BEFORE YOU EXCAVATE

EDGAR J. FIGUEROA  
*Edgar J. Figueroa*  
 10/8/2012  
 FL P.E. NO 53463

**URS**  
 URS Corporation  
 7650 W. Courtney Campbell Causeway  
 Tampa, FL 33607-1462  
 FL C/A NO. 000002

**CLEARWATER AIRPARK**  
**RUNWAY 16-34 & PARALLEL TAXIWAY REHABILITATION & EXTENSION**  
**GEOMETRY PLAN (1)**






DWG NAME:	FIELD BOOK:	SURVEYED BY:	SCALE:
CONTRACT NO.:	DATE DRAWN:	CITY OF CLEARWATER	VERT. AS NOTED
JOB NO.:	DESIGNED BY:	DRAWN BY:	HORIZ. AS NOTED
120006-AP	EJF	KLL	C2.01
APPROVED FOR CONSTRUCTION:	CHECKED BY:		
	EJF		
	CITY ENGINEER MICHAEL D. QUILLON, P.E. # 33721		DATE:

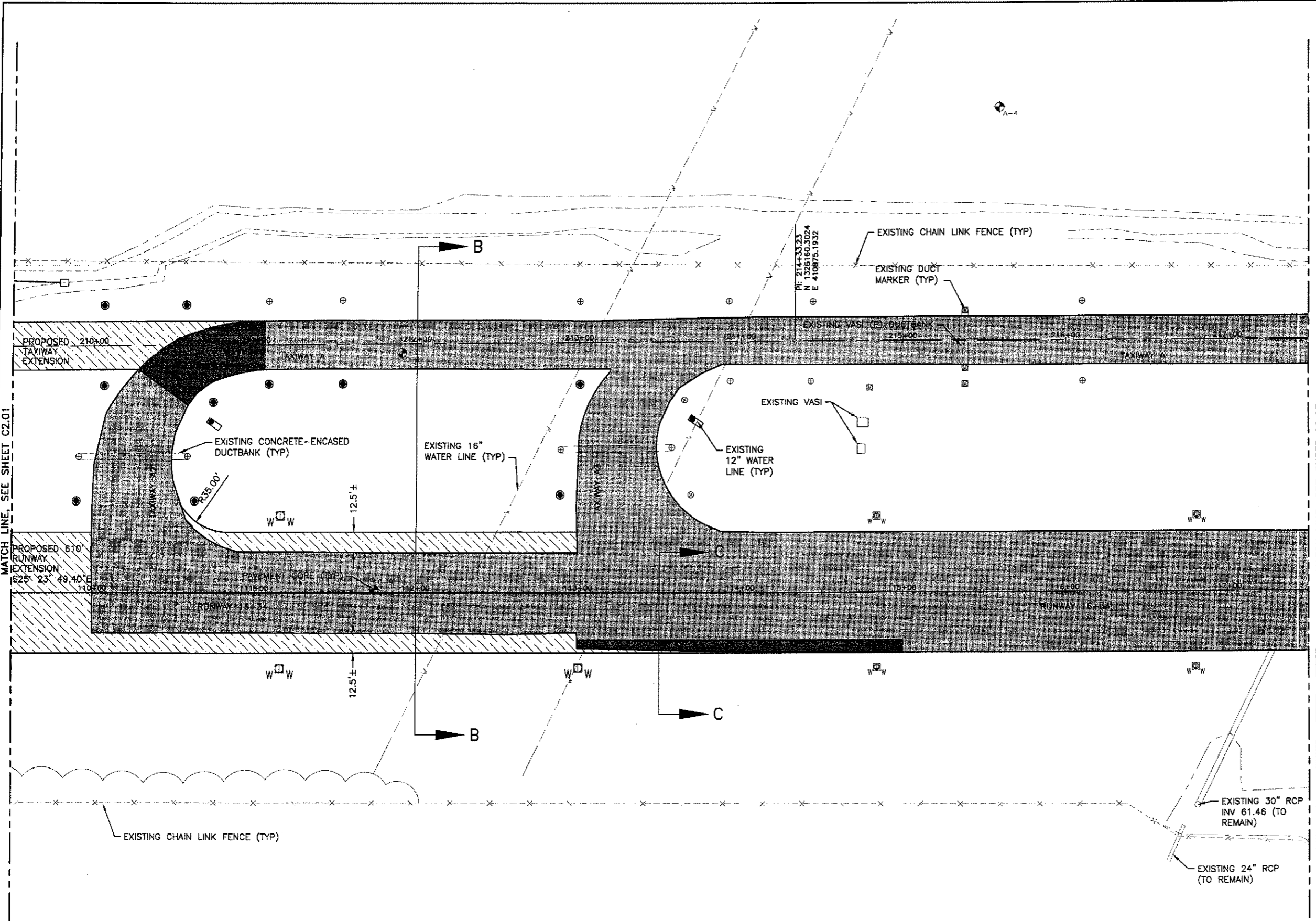


**NOTES**

1. SEE SHEETS C0.01 AND C0.02 FOR TYPICAL SECTIONS.
2. SEE SHEET C6.00 FOR PROPOSED LIGHT LEGEND.

**LEGEND**

-  EXISTING ASPHALT PAVEMENT TO BE MILLED 1/2" AND OVERLAID A NOMINAL 1 1/2"
-  EXISTING ASPHALT PAVEMENT TO BE RECONSTRUCTED (PARTIAL DEPTH)
-  EXISTING ASPHALT PAVEMENT TO BE OVERMILLED (VARIABLE DEPTH) AND/OR LEVELING COURSE APPLIED
-  PROPOSED ASPHALT PAVEMENT
-  CONTRACTOR TO EMPLOY BUTT JOINT DETAIL AT NOTED LOCATIONS



FILE NAME: I:\Clearwater Airport\12010590 RW EXT OMLV\Project Drawings\C2-01-C-2-06-GEOMETRY.dwg LAYOUT NAME: C2-02 PLOTTED: Thursday, October 04, 2012 - 4:01pm USER: b.j.gomez

RECORD DRAWINGS	
SURVEYED BY:	DRAWN BY:
REVIEWED BY:	DATE:
APPROVED BY:	DATE:
CITY ENGINEER MICHAEL D. GUILLEN, P.E. # 33721	DATE:

**CITY OF CLEARWATER, FLORIDA**  
**ENGINEERING DEPARTMENT**  
 100 S. Myrtle Ave.  
 Clearwater, FL 33756

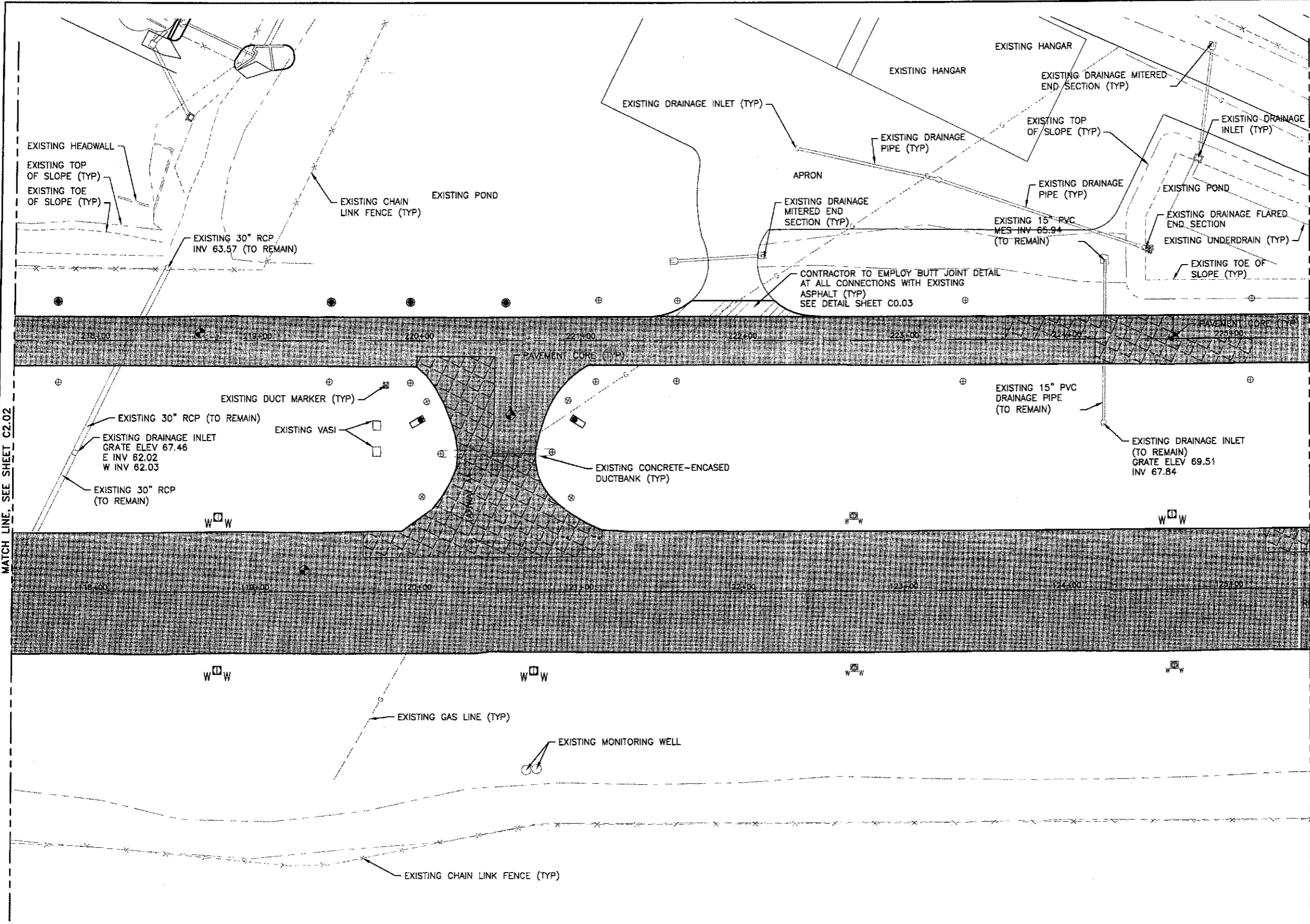
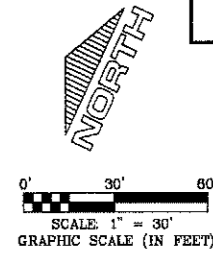
**CALL 811**  
 SUNSHINE STATE  
 ONE CALL  
 OF FLORIDA  
 www.call811.com  
 (800) 432-8770  
 8AM - 46 HOURS  
 BEFORE YOU DIG

EDGAR J. FIGUEROA  
*[Signature]*  
 10/8/2012  
 FL P.E. NO 53463

**URS**  
 URS Corporation  
 7650 W. Courtney Campbell Causeway  
 Tampa, FL 33607-1462  
 FL CIA NO. 000002

**CLEARWATER AIRPARK**  
**RUNWAY 16-34 & PARALLEL TAXIWAY REHABILITATION & EXTENSION**  
**GEOMETRY PLAN (2)**

DWG NAME:	FIELD BOOK:	SURVEYED BY:	SCALE:
CONTRACT NO.:	DATE DRAWN:	CITY OF CLEARWATER	VERT. AS NOTED
JOB NO.:	DESIGNED BY:	DRAWN BY: KLL	HORIZ. AS NOTED
120006-AP	EJF	CHECKED BY: EJF	SHEET NO.: C2.02
APPROVED FOR CONSTRUCTION:	CITY ENGINEER MICHAEL D. GUILLEN, P.E. # 33721		



**NOTES**

1. SEE SHEETS C0.01 AND C0.02 FOR TYPICAL SECTIONS.
2. SEE SHEET C6.00 FOR PROPOSED LIGHT LEGEND.

**LEGEND**

- EXISTING ASPHALT PAVEMENT TO BE MILLED 1/2" AND OVERLAID A NOMINAL 1 1/2"
- EXISTING ASPHALT PAVEMENT TO BE RECONSTRUCTED (PARTIAL DEPTH)
- EXISTING ASPHALT PAVEMENT TO BE OVERMILLED (VARIABLE DEPTH) AND/OR LEVELING COURSE APPLIED
- PROPOSED ASPHALT PAVEMENT
- CONTRACTOR TO EMPLOY BUTT JOINT DETAIL AT NOTED LOCATIONS

FILE NAME: I:\Clearwater Airpark\12010590 RW EXT ONLY\Project Drawings\C2-01-C-2-06-GEOMETRY.dwg LAYOUT NAME: C2-03 PLOTTED: Thursday, October 04, 2012 - 4:02pm USER: bly\_gomez

MATCH LINE, SEE SHEET C2.02

MATCH LINE, SEE SHEET C2.04

RECORD DRAWINGS	
SURVEYED BY:	DRAWN BY:
REVIEWED BY:	DATE:
PROJECT ENGINEER:	DATE:
CITY ENGINEER MICHAEL D. GUILLEN, P.E. # 33721	DATE:
REVISION	BY DATE

**CITY OF CLEARWATER, FLORIDA**  
**ENGINEERING DEPARTMENT**  
 100 S. Myrtle Ave.  
 Clearwater, FL 33758

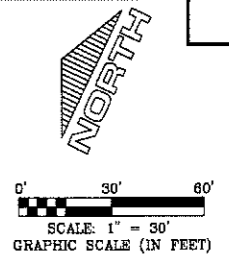
**CALL 811**  
 SUNSHINE STATE  
 ONE CALL  
 OF FLORIDA  
www.callsunshine.com  
 (800) 432-4770  
 MIN. 48 HOURS  
 BEFORE YOU EXCAVATE

**EDGAR J. FIGUEROA**  
  
 10/8/2012  
 FL P.E. NO. 53463

**URS**  
 URS Corporation  
 7850 W. Courtney Campbell Causeway  
 Tampa, FL 33607-1462  
 FL CIA NO. 000002

**CLEARWATER AIRPARK**  
**RUNWAY 16-34 & PARALLEL TAXIWAY REHABILITATION & EXTENSION**  
**GEOMETRY PLAN (3)**






DWG NAME:	FIELD BOOK:	SURVEYED BY:	SCALE:
CONTRACT NO.:	DATE DRAWN:	CITY OF CLEARWATER	VERT. AS NOTED
JOB NO.:	DESIGNED BY:	DRAWN BY:	HORIZ. AS NOTED
120006-AP	EJF	KLL	SHEET NO.:
APPROVED FOR CONSTRUCTION:	CHECKED BY:	EJF	<b>C2.03</b>
CITY ENGINEER MICHAEL D. GUILLEN, P.E. # 33721	DATE:		

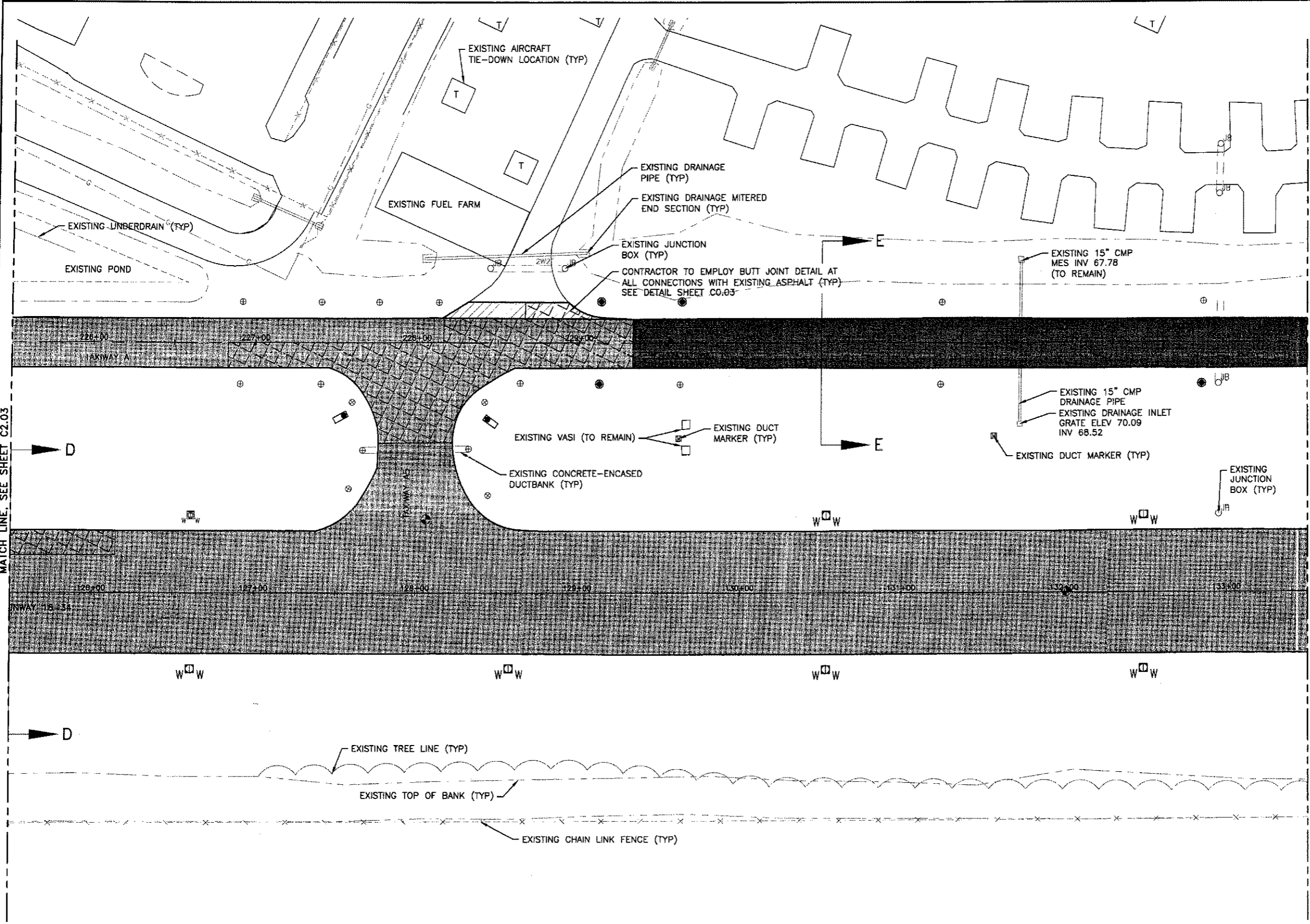


**NOTES**

1. SEE SHEETS C0.01 AND C0.02 FOR TYPICAL SECTIONS.
2. SEE SHEET C6.00 FOR PROPOSED LIGHT LEGEND.

**LEGEND**

-  EXISTING ASPHALT PAVEMENT TO BE MILLED 1/2" AND OVERLAID A NOMINAL 1 1/2"
-  EXISTING ASPHALT PAVEMENT TO BE RECONSTRUCTED (PARTIAL DEPTH)
-  EXISTING ASPHALT PAVEMENT TO BE OVERMILLED (VARIABLE DEPTH) AND/OR LEVELING COURSE APPLIED
-  PROPOSED ASPHALT PAVEMENT
-  CONTRACTOR TO EMPLOY BUTT JOINT DETAIL AT NOTED LOCATIONS



FILE NAME: I:\Clearwater Airpark\12010590 RW EXT DMLV\Project Drawings\C2-01-C-2-05-GEOMETRY.dwg LAYOUT NAME: C2-04 PLOTTED: Thursday, October 04, 2012 4:02pm USER: bly\_gomez

RECORD DRAWINGS	
SURVEYED BY:	DRAWN BY:
REVIEWED BY:	DATE:
APPROVED BY:	DATE:
CITY ENGINEER MICHAEL D. OULLEN, P.E. # 33721	DATE:

**CITY OF CLEARWATER, FLORIDA**  
**ENGINEERING DEPARTMENT**  
 100 S. Myrtle Ave.  
 Clearwater, FL 33756

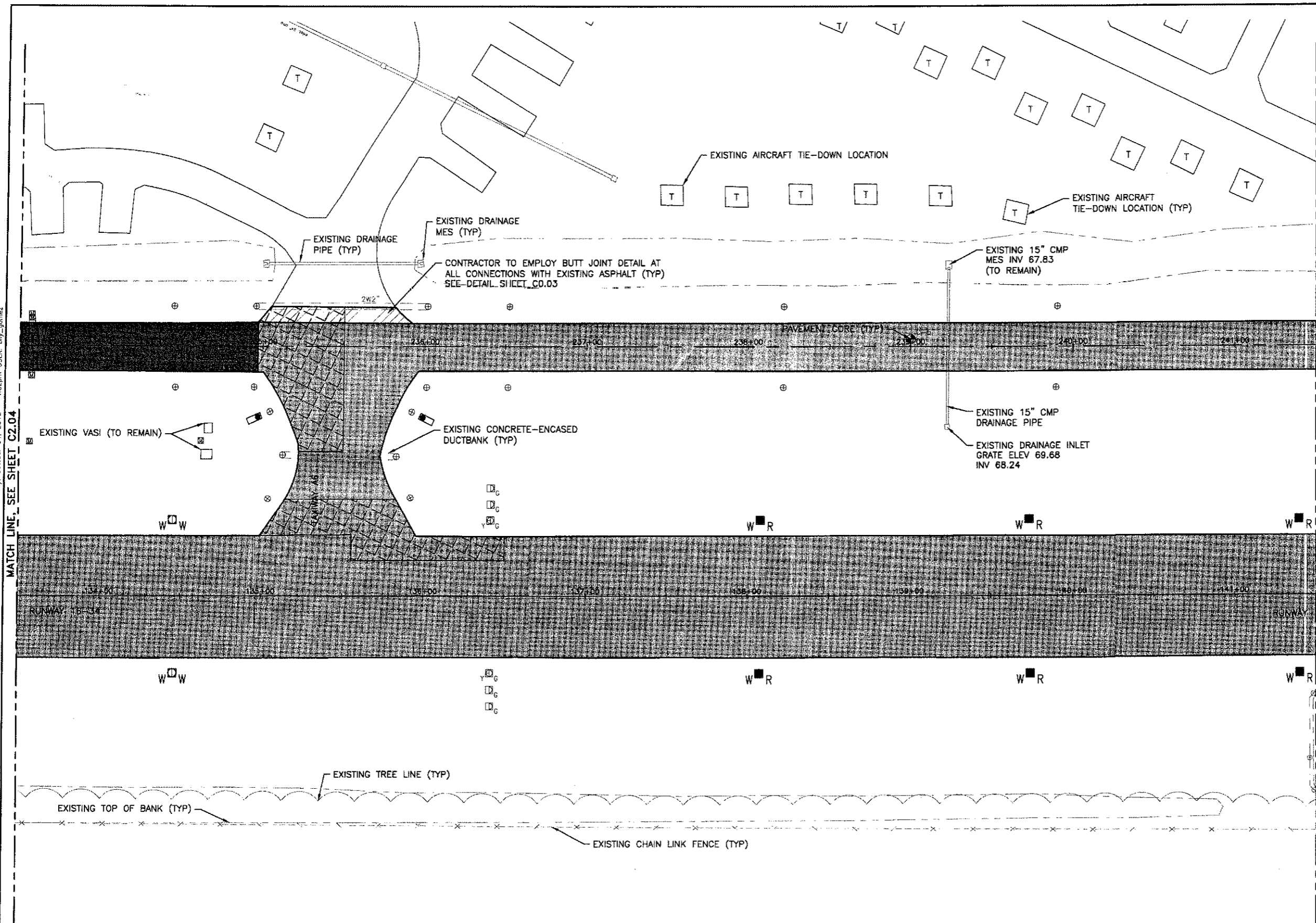
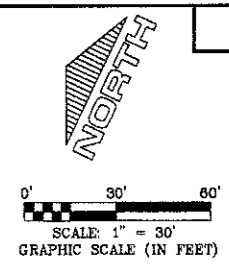
**CALL 811**  
 SUNSHINE STATE  
 ONE CALL  
 OF FLORIDA  
 www.sunshine11.com  
 (800) 432-4770  
 MEX. 48 HOURS  
 BEFORE YOU EXCAVATE

EDGAR J. FIGUEROA  
*[Signature]*  
 FL P.E. NO 53463

**URS**  
 URS Corporation  
 7650 W. Courtney Campbell Causeway  
 Tampa, FL 33607-1462  
 FL C/A NO. 000002

**CLEARWATER AIRPARK**  
**RUNWAY 16-34 & PARALLEL TAXIWAY REHABILITATION & EXTENSION**  
**GEOMETRY PLAN (4)**

DWG NAME:	FIELD BOOK:	SURVEYED BY:	SCALE:
CONTRACT NO.:	DATE DRAWN:	CITY OF CLEARWATER	VERT: AS NOTED
JOB NO.:	DESIGNED BY:	DRAWN BY:	HORIZ: AS NOTED
120006-AP	EJF	KLL	SHEET NO. C2.04
APPROVED FOR CONSTRUCTION:	CHECKED BY:	EJF	DATE:
	CITY ENGINEER MICHAEL D. OULLEN, P.E. # 33721		



- NOTES**
1. SEE SHEETS C0.01 AND C0.02 FOR TYPICAL SECTIONS.
  2. SEE SHEET C6.00 FOR PROPOSED LIGHT LEGEND.

MATCH LINE, SEE SHEET C2.06

**LEGEND**

- EXISTING ASPHALT PAVEMENT TO BE MILLED 1/2" AND OVERLAID A NOMINAL 1 1/2"
- EXISTING ASPHALT PAVEMENT TO BE RECONSTRUCTED (PARTIAL DEPTH)
- EXISTING ASPHALT PAVEMENT TO BE OVERMILLED (VARIABLE DEPTH) AND/OR LEVELING COURSE APPLIED
- PROPOSED ASPHALT PAVEMENT
- CONTRACTOR TO EMPLOY BUTT JOINT DETAIL AT NOTED LOCATIONS

FILE NAME: I:\Clearwater Airpark\12010580.RW EXT: 01\X\Project Drawings\C2-01-C-2-06-GEOMETRY.dwg LAYOUT NAME: C2-05 PLOTTED: Thursday, October 04, 2012 - 4:02pm USER: bily\_gomez

RECORD DRAWINGS	
SURVEYED BY:	DRAWN BY:
REVISION:	DATE:
PROJECT ENGINEER:	DATE:
CITY ENGINEER MICHAEL D. GULLEN, P.E. # 33721	DATE:



**CITY OF CLEARWATER, FLORIDA**  
**ENGINEERING DEPARTMENT**  
 100 S. Myrtle Ave.  
 Clearwater, FL 33756

**CALL 811**  
 SUNSHINE STATE  
 ONE CALL  
 OF FLORIDA  
 www.call811.com  
 (800) 432-4770  
 24 HOURS  
 BEFORE YOU EXCAVATE.

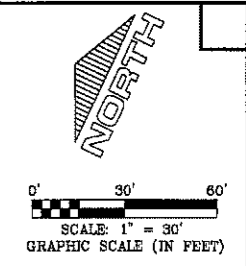
EDGAR J. FIGUEROA  
*Edgar J. Figueroa*  
 10/5/2012  
 FL P.E. NO 53463

**URS**  
 URS Corporation  
 7650 W. Courtney Campbell Causeway  
 Tampa, FL 33607-1462  
 FL C/A NO. 000002

**CLEARWATER AIRPARK**  
**RUNWAY 16-34 & PARALLEL TAXIWAY REHABILITATION & EXTENSION**  
**GEOMETRY PLAN (5)**

CONTRACT NO:	DATE DRAWN:	SURVEYED BY:	SCALE:
JOB NO: 120006-AP	JULY 2012	CITY OF CLEARWATER	AS NOTED
DESIGNED BY: E.J.F.	DRAWN BY: K.L.L.		
CHECKED BY: E.J.F.			
APPROVED FOR CONSTRUCTION:		SHEET NO: C2.05	
CITY ENGINEER MICHAEL D. GULLEN, P.E. # 33721		DATE:	








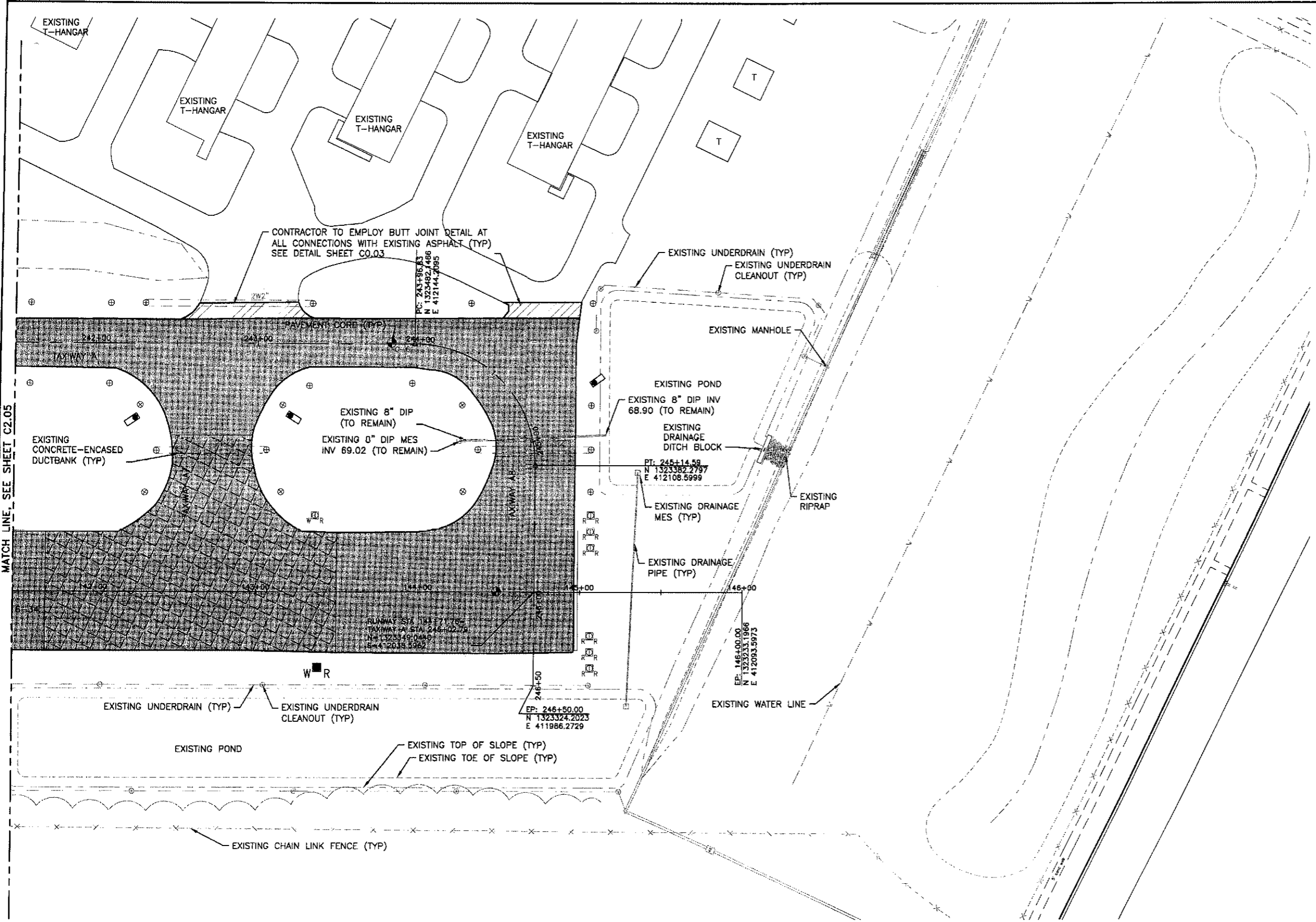


**NOTES**

1. SEE SHEETS C0.01 AND C0.02 FOR TYPICAL SECTIONS.
2. SEE SHEET C6.00 FOR PROPOSED LIGHT LEGEND.

**LEGEND**

-  EXISTING ASPHALT PAVEMENT TO BE MILLED 1/2" AND OVERLAID A NOMINAL 1 1/2"
-  EXISTING ASPHALT PAVEMENT TO BE RECONSTRUCTED (PARTIAL DEPTH)
-  EXISTING ASPHALT PAVEMENT TO BE OVERMILLED (VARIABLE DEPTH) AND/OR LEVELING COURSE APPLIED
-  PROPOSED ASPHALT PAVEMENT
-  CONTRACTOR TO EMPLOY BUTT JOINT DETAIL AT NOTED LOCATIONS



FILE NAME: I:\Clearwater Airport\12010590.RW EXT DMLX\Project Drawings\C2-01-C-2-06-GEOMETRY.dwg LAYOUT NAME: C2-06-GEOMETRY.dwg PLOTTED: Thursday, October 04, 2012 - 4:02pm USER: billy.gomez

RECORD DRAWINGS	
SURVEYED BY:	DRAWN BY:
REVIEWED BY:	
PROJECT ENGINEER	DATE
CITY ENGINEER MICHAEL D. QUINN, P.E. # 33721	DATE

**CITY OF CLEARWATER, FLORIDA**  
**ENGINEERING DEPARTMENT**  
 100 S. Myrtle Ave.  
 Clearwater, FL 33756

**CALL 811**  
 SUNSHINE STATE  
 ONE CALL  
 OF FLORIDA  
 www.call811.com  
 (800) 432-4770  
 800 HOURS  
 BEFORE YOU EXCAVATE

EDGAR J. FIGUEROA  
*Edgar J. Figueroa*  
 10/8/12  
 FL P.E. NO 53463

**URS**  
 URS Corporation  
 7650 W. Courtney Campbell Causeway  
 Tampa, FL 33607-1462  
 FL CIA NO. 000002

**CLEARWATER AIRPARK**  
**RUNWAY 16-34 & PARALLEL TAXIWAY REHABILITATION & EXTENSION**  
**GEOMETRY PLAN (6)**

DWG NAME:	FIELD BOOK:	SURVEYED BY:	SCALE:
CONTRACT NO.:	DATE DRAWN:	CITY OF CLEARWATER	VERT. AS NOTED
JOB NO. 120006-AP	DESIGNED BY: E.J.F.	DRAWN BY: KLL	HORIZ. AS NOTED
APPROVED FOR CONSTRUCTION:	CHECKED BY: E.J.F.	SHEET NO.:	<b>C2.06</b>
CITY ENGINEER MICHAEL D. QUINN, P.E. # 33721			